

# FORM NO. MGT-7

[Pursuant to sub-Section(1) of section 92 of the Companies Act, 2013 and sub-rule (1) of rule 11of the Companies (Management and Administration) Rules, 2014]



सत्यमेव जयते

## Annual Return (other than OPCs and Small Companies)

Form language ☒ English ☐ Hindi

Refer the instruction kit for filing the form.

### I. REGISTRATION AND OTHER DETAILS

(i) \* Corporate Identification Number (CIN) of the company

L67190GJ1984PLC006746

Pre-fill

Global Location Number (GLN) of the company

\* Permanent Account Number (PAN) of the company

AAACC6250F

(ii) (a) Name of the company

AUSOM ENTERPRISE LIMITED

(b) Registered office address

11-B, New Ahmedabad Industrial Estate,  
Sarkhej Bavla Road  
Village Moraiya  
Ahmedabad  
Gujarat  
382212



(c) \*e-mail ID of the company

ausom.ael@gmail.com

(d) \*Telephone number with STD code

07926421422

(e) Website

www.ausom.in

(iii) Date of Incorporation

15/02/1984

(iv)	Type of the Company	Category of the Company	Sub-category of the Company
	Public Company	Company limited by shares	Indian Non-Government company

(v) Whether company is having share capital

☒ Yes

☐ No

(vi) \*Whether shares listed on recognized Stock Exchange(s)

☒ Yes

☐ No

(a) Details of stock exchanges where shares are listed

S. No.	Stock Exchange Name	Code
1	BSE LIMITED	1
2	NATIONAL STOCK EXCHANGE OF INDIA LIMITED	1,024

(b) CIN of the Registrar and Transfer Agent

U67190MH1999PTC118368

Pre-fill

Name of the Registrar and Transfer Agent

LINK INTIME INDIA PRIVATE LIMITED

Registered office address of the Registrar and Transfer Agents

C-101, 1st Floor, 247 Park,  
Lal Bahadur Shastri Marg, Vikhroli (West)

(vii) \*Financial year From date 01/04/2021 (DD/MM/YYYY) To date 31/03/2022 (DD/MM/YYYY)

(viii) \*Whether Annual general meeting (AGM) held ☒ Yes ☐ No

(a) If yes, date of AGM

(b) Due date of AGM

30/09/2022

(c) Whether any extension for AGM granted ☐ Yes ☒ No

## II. PRINCIPAL BUSINESS ACTIVITIES OF THE COMPANY

\*Number of business activities

1

S.No	Main Activity group code	Description of Main Activity group	Business Activity Code	Description of Business Activity	% of turnover of the company
1	G	Trade	G1	Wholesale Trading	100

## III. PARTICULARS OF HOLDING, SUBSIDIARY AND ASSOCIATE COMPANIES (INCLUDING JOINT VENTURES)

\*No. of Companies for which information is to be given

0

Pre-fill All

S.No	Name of the company	CIN / FCRN	Holding/ Subsidiary/Associate/ Joint Venture	% of shares held
1				

## IV. SHARE CAPITAL, DEBENTURES AND OTHER SECURITIES OF THE COMPANY

**(i) \*SHARE CAPITAL****(a) Equity share capital**

Particulars	Authorised capital	Issued capital	Subscribed capital	Paid up capital
Total number of equity shares	60,000,000	13,623,552	13,623,552	13,623,552
Total amount of equity shares (in Rupees)	600,000,000	136,235,520	136,235,520	136,235,520

Number of classes

1

Class of Shares	Authorised capital	Issued capital	Subscribed capital	Paid up capital
<b>EQUITY SHARE</b>				
Number of equity shares	60,000,000	13,623,552	13,623,552	13,623,552
Nominal value per share (in rupees)	10	10	10	10
Total amount of equity shares (in rupees)	600,000,000	136,235,520	136,235,520	136,235,520

**(b) Preference share capital**

Particulars	Authorised capital	Issued capital	Subscribed capital	Paid-up capital
Total number of preference shares	40,000,000	0	0	0
Total amount of preference shares (in rupees)	400,000,000	0	0	0

Number of classes

1

Class of shares	Authorised capital	Issued capital	Subscribed capital	Paid up capital
<b>PREFERENCE SHARE</b>				
Number of preference shares	40,000,000	0	0	0
Nominal value per share (in rupees)	10	10	10	10
Total amount of preference shares (in rupees)	400,000,000	0		

**(c) Unclassified share capital**

Particulars	Authorised Capital
Total amount of unclassified shares	0

**(d) Break-up of paid-up share capital**

Class of shares	Number of shares			Total nominal amount	Total Paid-up amount	Total premium
<b>Equity shares</b>	Physical	DEMAT	Total			
<b>At the beginning of the year</b>	927,123	12,696,429	13623552	136,235,520	136,235,520	

<b>Increase during the year</b>	0	3,750	3750	0	0	0
i. Pubic Issues	0	0	0	0	0	0
ii. Rights issue	0	0	0	0	0	0
iii. Bonus issue	0	0	0	0	0	0
iv. Private Placement/ Preferential allotment	0	0	0	0	0	0
v. ESOPs	0	0	0	0	0	0
vi. Sweat equity shares allotted	0	0	0	0	0	0
vii. Conversion of Preference share	0	0	0	0	0	0
viii. Conversion of Debentures	0	0	0	0	0	0
ix. GDRs/ADRs	0	0	0	0	0	0
x. Others, specify Dematerialisation of shares	0	3,750	3750			
<b>Decrease during the year</b>	3,750	0	3750	0	0	0
i. Buy-back of shares	0	0	0	0	0	0
ii. Shares forfeited	0	0	0	0	0	0
iii. Reduction of share capital	0	0	0	0	0	0
iv. Others, specify Dematerialisation of shares	3,750	0	3750	0	0	
<b>At the end of the year</b>	923,373	12,700,179	13623552	136,235,520	136,235,520	
<b>Preference shares</b>						
<b>At the beginning of the year</b>	0	0	0	0	0	
<b>Increase during the year</b>	0	0	0	0	0	0
i. Issues of shares	0	0	0	0	0	0
ii. Re-issue of forfeited shares	0	0	0	0	0	0
iii. Others, specify						
<b>Decrease during the year</b>	0	0	0	0	0	0
i. Redemption of shares	0	0	0	0	0	0

ii. Shares forfeited	0	0	0	0	0	0
iii. Reduction of share capital	0	0	0	0	0	0
iv. Others, specify						
<b>At the end of the year</b>	0	0	0	0	0	

ISIN of the equity shares of the company

INE218C01016

**(ii) Details of stock split/consolidation during the year (for each class of shares)**

0

Class of shares		(i)	(ii)	(iii)
Before split / Consolidation	Number of shares			
	Face value per share			
After split / Consolidation	Number of shares			
	Face value per share			

**(iii) Details of shares/Debentures Transfers since closure date of last financial year (or in the case of the first return at any time since the incorporation of the company) \***

☐

Nil

[Details being provided in a CD/Digital Media]

☐

Yes

☒

No

☐

Not Applicable

Separate sheet attached for details of transfers

☒

Yes

☐

No

Note: In case list of transfer exceeds 10, option for submission as a separate sheet attachment or submission in a CD/Digital Media may be shown.

Date of the previous annual general meeting			
Date of registration of transfer (Date Month Year)			
Type of transfer		1 - Equity, 2- Preference Shares,3 - Debentures, 4 - Stock	
Number of Shares/ Debentures/ Units Transferred		Amount per Share/ Debenture/Unit (in Rs.)	

Ledger Folio of Transferor			
Transferor's Name			
	Surname	middle name	first name
Ledger Folio of Transferee			
Transferee's Name			
	Surname	middle name	first name

Date of registration of transfer (Date Month Year)			
Type of transfer		1 - Equity, 2- Preference Shares,3 - Debentures, 4 - Stock	
Number of Shares/ Debentures/ Units Transferred		Amount per Share/ Debenture/Unit (in Rs.)	
Ledger Folio of Transferor			
Transferor's Name			
	Surname	middle name	first name
Ledger Folio of Transferee			
Transferee's Name			
	Surname	middle name	first name

**(iv) \*Debentures (Outstanding as at the end of financial year)**

Particulars	Number of units	Nominal value per unit	Total value
Non-convertible debentures	0	0	0
Partly convertible debentures	0	0	0
Fully convertible debentures	0	0	0

Particulars	Number of units	Nominal value per unit	Total value
Total			0

**Details of debentures**

Class of debentures	Outstanding as at the beginning of the year	Increase during the year	Decrease during the year	Outstanding as at the end of the year
Non-convertible debentures	0	0	0	0
Partly convertible debentures	0	0	0	0
Fully convertible debentures	0	0	0	0

**(v) Securities (other than shares and debentures)**

0

Type of Securities	Number of Securities	Nominal Value of each Unit	Total Nominal Value	Paid up Value of each Unit	Total Paid up Value
Total					

**V. \*Turnover and net worth of the company (as defined in the Companies Act, 2013)**

**(i) Turnover**

265,876,507

**(ii) Net worth of the Company**

1,165,531,775

**VI. (a) \*SHARE HOLDING PATTERN - Promoters**

S. No.	Category	Equity		Preference	
		Number of shares	Percentage	Number of shares	Percentage
1.	Individual/Hindu Undivided Family				
	(i) Indian	10,040,000	73.7	0	
	(ii) Non-resident Indian (NRI)	0	0	0	
	(iii) Foreign national (other than NRI)	0	0	0	
2.	Government				
	(i) Central Government	0	0	0	
	(ii) State Government	0	0	0	
	(iii) Government companies	0	0	0	

3.	Insurance companies	0	0	0	
4.	Banks	0	0	0	
5.	Financial institutions	0	0	0	
6.	Foreign institutional investors	0	0	0	
7.	Mutual funds	0	0	0	
8.	Venture capital	0	0	0	
9.	Body corporate (not mentioned above)	0	0	0	
10.	Others	0	0	0	
	<b>Total</b>	10,040,000	73.7	0	0

**Total number of shareholders (promoters)**

10

**(b) \*SHARE HOLDING PATTERN - Public/Other than promoters**

S. No.	Category	Equity		Preference	
		Number of shares	Percentage	Number of shares	Percentage
1.	Individual/Hindu Undivided Family				
	(i) Indian	3,269,906	24	0	
	(ii) Non-resident Indian (NRI)	30,003	0.22	0	
	(iii) Foreign national (other than NRI)	0	0	0	
2.	Government				
	(i) Central Government	200	0	0	
	(ii) State Government	0	0	0	
	(iii) Government companies	0	0	0	
3.	Insurance companies	0	0	0	
4.	Banks	0	0	0	
5.	Financial institutions	0	0	0	
6.	Foreign institutional investors	59,943	0.44	0	
7.	Mutual funds	0	0	0	



8.	Venture capital	0	0	0	
9.	Body corporate (not mentioned above)	88,915	0.65	0	
10.	Others CLEARING MEMBER & OTHERS	134,585	0.99	0	
	<b>Total</b>	3,583,552	26.3	0	0

**Total number of shareholders (other than promoters)**

7,693

**Total number of shareholders (Promoters+Public/  
Other than promoters)**

7,703

**(c) \*Details of Foreign institutional investors' (FIIs) holding shares of the company**

1

Name of the FII	Address	Date of Incorporation	Country of Incorporation	Number of shares held	% of shares held
ELARA INDIA OPPORT	C/O. ICICI BANK LTD., SMS, 1ST FLOOR			59,943	0.44

## **VII. \*NUMBER OF PROMOTERS, MEMBERS, DEBENTURE HOLDERS (Details, Promoters, Members (other than promoters), Debenture holders)**

Details	At the beginning of the year	At the end of the year
Promoters	10	10
Members (other than promoters)	6,708	7,693
Debenture holders	0	0

## **VIII. DETAILS OF DIRECTORS AND KEY MANAGERIAL PERSONNEL**

**(A) \*Composition of Board of Directors**








Category	Number of directors at the beginning of the year		Number of directors at the end of the year		Percentage of shares held by directors as at the end of year	
	Executive	Non-executive	Executive	Non-executive	Executive	Non-executive
<b>A. Promoter</b>	1	2	1	2	8.73	12.05
<b>B. Non-Promoter</b>	0	3	0	3	0	0
(i) Non-Independent	0	0	0	0	0	0
(ii) Independent	0	3	0	3	0	0
<b>C. Nominee Directors representing</b>	0	0	0	0	0	0
(i) Banks & FIs	0	0	0	0	0	0

(ii) Investing institutions	0	0	0	0	0	0
(iii) Government	0	0	0	0	0	0
(iv) Small share holders	0	0	0	0	0	0
(v) Others	0	0	0	0	0	0
Total	1	5	1	5	8.73	12.05

Number of Directors and Key managerial personnel (who is not director) as on the financial year end date

8

**(B) (i) \*Details of directors and Key managerial personnel as on the closure of financial year**

Name	DIN/PAN	Designation	Number of equity share(s) held	Date of cessation (after closure of financial year : If any)
KISHOR PRANJIVAND, 	00126209	Managing Director	1,189,102	
ZAVERILAL VIRJIBHAI 	00133262	Director	804,547	
GHANSHYAMBHAI BH 	00196160	Director	0	
VIPUL ZAVERILAL MAI 	02327708	Director	836,420	
HITESH ADESHARA	02726701	Director	0	
NIRUPAMA HASMUKH 	06956012	Director	0	
RUPESH HARIVADAN 	AXLPS9416N	CFO	0	
RAVI KUMAR RAMNAF 	BEEPP9201H	Company Secretar	0	

**(ii) Particulars of change in director(s) and Key managerial personnel during the year**

0

Name	DIN/PAN	Designation at the beginning / during the financial year	Date of appointment/ change in designation/ cessation	Nature of change (Appointment/ Change in designation/ Cessation)

**IX. MEETINGS OF MEMBERS/CLASS OF MEMBERS/BOARD/COMMITTEES OF THE BOARD OF DIRECTORS**

**A. MEMBERS/CLASS /REQUISITIONED/NCLT/COURT CONVENED MEETINGS**

Number of meetings held

1

Type of meeting	Date of meeting	Total Number of Members entitled to attend meeting	Attendance	
			Number of members attended	% of total shareholding
Annual General Meeting	29/09/2021	7,745	35	74.29

## B. BOARD MEETINGS

\*Number of meetings held

5

S. No.	Date of meeting	Total Number of directors associated as on the date of meeting	Attendance	
			Number of directors attended	% of attendance
1	18/05/2021	6	6	100
2	29/06/2021	6	6	100
3	12/08/2021	6	6	100
4	02/11/2021	6	6	100
5	03/02/2022	6	6	100

## C. COMMITTEE MEETINGS

Number of meetings held

13

S. No.	Type of meeting	Date of meeting	Total Number of Members as on the date of the meeting	Attendance	
				Number of members attended	% of attendance
1	AUDIT COMM	18/05/2021	3	3	100
2	AUDIT COMM	29/09/2021	3	3	100
3	AUDIT COMM	12/08/2021	3	3	100
4	AUDIT COMM	02/11/2021	3	3	100
5	AUDIT COMM	03/02/2022	3	3	100
6	NOMINATION	12/08/2021	3	3	100
7	NOMINATION	03/02/2022	3	3	100
8	CORPORATE	12/08/2021	3	3	100
9	CORPORATE	03/02/2022	3	3	100
10	STAKEHOLDER	27/05/2021	3	3	100

## D. \*ATTENDANCE OF DIRECTORS

S. No.	Name of the director	Board Meetings			Committee Meetings			Whether attended AGM held on
		Number of Meetings which director was entitled to attend	Number of Meetings attended	% of attendance	Number of Meetings which director was entitled to attend	Number of Meetings attended	% of attendance	
								(Y/N/NA)
1	KISHOR PRAJ	5	5	100	0	0	0	
2	ZAVERILAL V	5	5	100	2	2	100	
3	GHANSHYAM	5	5	100	11	11	100	
4	VIPUL ZAVER	5	5	100	8	8	100	
5	HITESH ADES	5	5	100	7	7	100	
6	NIRUPAMA H	5	5	100	11	11	100	

**X. \*REMUNERATION OF DIRECTORS AND KEY MANAGERIAL PERSONNEL**

☐ Nil

Number of Managing Director, Whole-time Directors and/or Manager whose remuneration details to be entered

1

S. No.	Name	Designation	Gross Salary	Commission	Stock Option/ Sweat equity	Others	Total Amount
1	KISHOR PRANJIV	Managing Director	0	0	0	5,000	5,000
	Total		0	0	0	5,000	5,000

Number of CEO, CFO and Company secretary whose remuneration details to be entered

2

S. No.	Name	Designation	Gross Salary	Commission	Stock Option/ Sweat equity	Others	Total Amount
1	RUPESH HARIVAD	CFO	597,922	0	0	0	597,922
2	RAVI KUMAR RAM	Company Secretary	793,115	0	0	0	793,115
	Total		1,391,037	0	0	0	1,391,037

Number of other directors whose remuneration details to be entered

5

S. No.	Name	Designation	Gross Salary	Commission	Stock Option/ Sweat equity	Others	Total Amount
1	ZAVERILAL VIRJIB	Director	0	0	0	5,000	5,000
2	VIPUL ZAVERILAL	Director	0	0	0	5,000	5,000
3	GHANSHYAMBHAI	Director	0	0	0	5,000	5,000

S. No.	Name	Designation	Gross Salary	Commission	Stock Option/ Sweat equity	Others	Total Amount
4	HITESH ADESHAR	Director	0	0	0	5,000	5,000
5	NIRUPAMA HASML	Director	0	0	0	5,000	5,000
	Total		0	0	0	25,000	25,000

#### XI. MATTERS RELATED TO CERTIFICATION OF COMPLIANCES AND DISCLOSURES

\* A. Whether the company has made compliances and disclosures in respect of applicable provisions of the Companies Act, 2013 during the year ☒ Yes ☐ No

B. If No, give reasons/observations

#### XII. PENALTY AND PUNISHMENT - DETAILS THEREOF

(A) DETAILS OF PENALTIES / PUNISHMENT IMPOSED ON COMPANY/DIRECTORS /OFFICERS ☒ Nil

Name of the company/ directors/ officers	Name of the court/ concerned Authority	Date of Order	Name of the Act and section under which penalised / punished	Details of penalty/ punishment	Details of appeal (if any) including present status

(B) DETAILS OF COMPOUNDING OF OFFENCES ☒ Nil

Name of the company/ directors/ officers	Name of the court/ concerned Authority	Date of Order	Name of the Act and section under which offence committed	Particulars of offence	Amount of compounding (in Rupees)

#### XIII. Whether complete list of shareholders, debenture holders has been enclosed as an attachment

☒ Yes ☐ No

#### XIV. COMPLIANCE OF SUB-SECTION (2) OF SECTION 92, IN CASE OF LISTED COMPANIES

In case of a listed company or a company having paid up share capital of Ten Crore rupees or more or turnover of Fifty Crore rupees or more, details of company secretary in whole time practice certifying the annual return in Form MGT-8.

Name

Niraj Trivedi

Whether associate or fellow

☐ Associate ☒ Fellow

Certificate of practice number

3123

**I/We certify that:**

- (a) The return states the facts, as they stood on the date of the closure of the financial year aforesaid correctly and adequately.  
(b) Unless otherwise expressly stated to the contrary elsewhere in this Return, the Company has complied with all the provisions of the Act during the financial year.

**Declaration**

I am Authorised by the Board of Directors of the company vide resolution no. ...  dated

(DD/MM/YYYY) to sign this form and declare that all the requirements of the Companies Act, 2013 and the rules made thereunder in respect of the subject matter of this form and matters incidental thereto have been complied with. I further declare that:

1. Whatever is stated in this form and in the attachments thereto is true, correct and complete and no information material to the subject matter of this form has been suppressed or concealed and is as per the original records maintained by the company.
2. All the required attachments have been completely and legibly attached to this form.

**Note: Attention is also drawn to the provisions of Section 447, section 448 and 449 of the Companies Act, 2013 which provide for punishment for fraud, punishment for false statement and punishment for false evidence respectively.**

**To be digitally signed by**

Director

DIN of the director

**To be digitally signed by**☒ Company Secretary☐ Company secretary in practice

Membership number

Certificate of practice number

**Attachments**

1. List of share holders, debenture holders
2. Approval letter for extension of AGM;
3. Copy of MGT-8;
4. Optional Attachment(s), if any

**List of attachments**

Shareholders Details\_Ausom Enterprise Li  
Share Transfer Details\_Ausom Enterprise  
Committee Meeting\_Ausom Enterprise Lin

**This eForm has been taken on file maintained by the Registrar of Companies through electronic mode and on the basis of statement of correctness given by the company**

